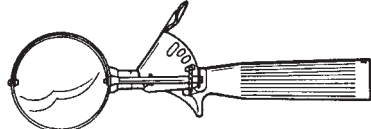
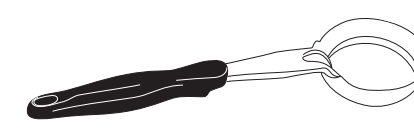
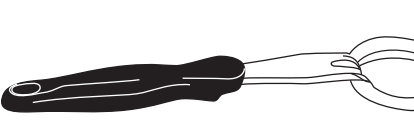



# Portion Control Menu Planner

Color	CAPACITY (ounces)	CAPACITY (cups)	APPROX. SERVINGS PER QUART				
				DISHER	ROUND SPOODLE® One-Piece Solid/Perf. Two-Piece Solid/Perf. Vollrath Item Number	OVAL SPOODLE® One-Piece Solid / Perf. Vollrath Item Number	LADLE One-Piece Two-Piece Vollrath Item Number
Orchid	3/4	3/32	40	47147			
Black	1	1/8	30	47146	6433120 / 6432120 61147 / 61145	6412120 / 6422120	4980120 58011
Red	1 1/3	1/6	24	47145			
Yellow	1 5/8	7/32	20	47144			
Blue	2	1/4	16	47143	6433230 / 6432230 62157 / 62155	6412230 / 6422230	4980230 58322
Green	2 2/3	1/3	12	47142			
Ivory	3*	3/8*	10	47141	6433335 / 6432335 62167 / 62165	6412335 / 6422335	4980335 58333
Gray	4	1/2	8	47140	6433445 / 6432445 62172 / 62170	6412445 / 6422445	4980445 58344
White	5 1/3	2/3	6	47139			
Teal	6	3/4	5		6433655 / 6432655 62177 / 62175	6412655 / 6422655	4980655 58355
Orange	8	1	4		6433865 / 6432865 62182 / 62180	6412865 / 6422865	4980865 58366

## PAN SIZING GUIDE/NUMBER OF SERVINGS STAINLESS STEEL PANS

Product/Capacity (oz.)	Full Size 20 3/4" x 12 3/4" Depth (inches)			Two Thirds Size 13 7/8" x 12 3/4" Depth (inches)			Half Size 10 3/8" x 12 3/4" Depth (inches)			Half Size Long 20 3/4" x 6 7/16" Depth (inches)			One Third Size 6 7/8" x 12 3/4" Depth (inches)			One Fourth Size 6 3/8" x 10 3/8" Depth (inches)			One Sixth Size 6 7/8" x 6 1/4" Depth (inches)		
	2 1/2	4	6	2 1/2	4	6	2 1/2	4	6	2 1/2	4	6	2 1/2	4	6	2 1/2	4	6	2 1/2	4	6
Super Pan II®	268	452	684	176	296	452	136	214	322	120	184	264	85	134	197	60	96	146	40	60	87
Super Pan 3®	294	448	672	182	270	402	128	202	301	125	192	277	81	125	185	57	84	128	37	55	78
Super Pan II®	134	226	342	88	148	226	68	107	161	60	92	132	42	67	98	30	48	73	20	30	43
Super Pan 3®	147	228	338	91	135	201	64	101	151	62	96	138	40	62	92	28	42	64	18	28	39
Super Pan II®	89	150	228	58	98	150	45	71	107	40	61	88	28	44	66	20	32	48	13	20	29
Super Pan 3®	98	149	224	60	90	134	42	67	100	41	64	92	27	41	61	19	28	42	12	18	26
Super Pan II®	67	113	171	44	74	113	34	53	80	30	46	66	21	33	49	15	24	36	10	15	21
Super Pan 3®	74	112	168	45	67	100	32	51	75	31	48	69	20	31	46	14	21	32	9	14	20
Super Pan II®	44	75	114	29	49	75	22	35	53	20	30	44	14	22	32	10	16	24	6	10	14
Super Pan 3®	49	75	112	30	45	67	21	34	50	20	32	46	13	20	30	9	14	21	6	9	13
Super Pan II®	33	56	85	22	37	56	17	26	40	15	23	33	10	16	24	7	12	18	5	7	10
Super Pan 3®	37	56	84	22	33	50	16	25	38	15	24	34	10	15	23	7	10	16	4	7	10

Blue = Super Pan II®

Black = Super Pan 3®

\*Disher Capacity 3/4 ounce, 2/5 cup



The Vollrath Company, L.L.C.  
1236 North 18th Street  
P.O. Box 611  
Sheboygan, WI 53082-0611  
920-457-4851

Color Coding System Patent Pending  
© The Vollrath Company, L.L.C. 2007  
Form No. L31001 (10/07)